



continuum's - 1 dictionary results

[Buy 2005 Continuum](#) Sponsored Links
 Tim Mondavi's inaugural release. Very limited quantities.
www.BountyHunterWine.com

con-tin-u-um (kən-tin'yōō-əm) [Pronunciation Key](#)

n. *pl.* **con-tin-u-a** (-tin'yōō-ə) or **con-tin-u-ums**

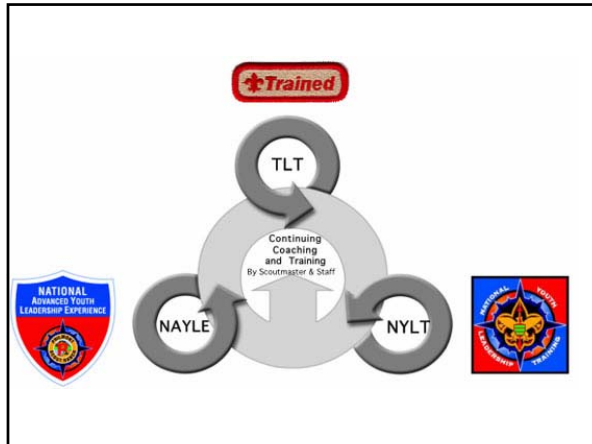
1. A continuous extent, succession, or whole, no part of which can be distinguished from neighboring parts except by arbitrary division.
2. *Mathematics*
 - a. A set having the same number of points as all the real numbers in an interval.
 - b. The set of all real numbers.


[Latin, neuter of *continuus*, *continuous*; see **continue**.]

The American Heritage® Dictionary of the English Language, Fourth Edition
 Copyright © 2006 by Houghton Mifflin Company.
 Published by Houghton Mifflin Company. All rights reserved.
[Cite This Source](#)

What is the Youth Leadership Training Continuum?

- ◆ **TLT**
 - Troop Leadership Training
 - conducted at the troop level
- ◆ **NYLT**
 - National Youth Leadership Training
 - conducted at the council level
- ◆ **NAYLE**
 - National Advanced Youth Leadership Experience
 - conducted at the national level






“Training boy leaders to run their troop is the Scoutmaster's most important job.”

“Train Scouts to do a job, then let them do it.”

“Never do anything a boy can do.”

—Robert S. S. Baden-Powell

It is the Scoutmaster's privilege and responsibility to organize and lead Troop Leadership Training, though he will want and need to involve other adult Scouters—and should involve previously trained youth.



What Is Troop Leadership Training (TLT)?

- ♦ Leadership training given primarily by the Scoutmaster and the Senior Patrol Leader to all the youth leaders in their troop.
- ♦ **ALL** Boy Scout troops should conduct TLT course
 - with every leadership shift
 - whether it is when the youth get a new troop position
 - or a patrol leadership role,
 - or even when they welcome a new patrol member.

olc.scouting.org/resources/TLT.ppt



What Is TLT? (continued)

- ◆ The course has three one-hour modules that can be presented as
 - individual one-hour sessions
 - or as a combined three-hour block
- ◆ These sessions are as follows



1. Introduction to Troop Leadership (Know)

- ◆ Conducted within a week of a Scout assuming a new leadership role and focuses on what a new leader must know.
- ◆ The Scoutmaster conducts this session for the senior patrol leader and new Scouts
- ◆ He may then choose other Scouts or adults to help train the other troop leaders



2. How to Fulfill Your Position (Be)

- ◆ Focuses on how to fulfill the responsibility of the position
- ◆ Presented by the Scoutmaster and the senior patrol leader
- ◆ They may be assisted by assistant Scoutmasters
 - or NYLT-trained Scouts



3. What Is Expected of Me (Do)

- ♦ What the youth must do to be effective in his position
- ♦ Led primarily by the Scoutmaster



Preparing for TLT

- ♦ Review materials
- ♦ Set a convenient time, date, **location**
- ♦ Comfortable seating, environment
- ♦ Prepare list of training aids
- ♦ Logistics, ASM, NYLT, Committee members
- ♦ Schedule one hour per session
 - **Be flexible**
- ♦ **Presentation format?**
- ♦ **Partner with neighboring troops**

MATERIALS NEEDED
• Troop organization chart for YOUR troop
• Position description cards
• National Honor Patrol handout
• Patrol Leader Handbook
• Scoutmaster Handbook



Preparing the New Senior Patrol Leader

- ♦ Breaking the ice
- ♦ Position Description
- ♦ Expectations
- ♦ Resources
- ♦ Continuing Training
- ♦ Questions
- ♦ Assigning Tasks
- ♦ Follow-up
- ♦ Relationship

MATERIALS NEEDED
• Scoutmaster Handbook
• Patrol Leader Handbook
• Senior Patrol Leader Handbook
• Boy Scout Handbook
• Troop Program Features, Volumes I, II, and III
• Copy of senior patrol leader position description card
• Paper and pencils



1. Introduction to Troop Leadership (Know)

- ◆ Scoutmaster begins by discussing the principles of the youth-led troop
- ◆ Senior patrol leader then follows with an explanation of the power of a youth-led patrol
- ◆ Scoutmaster will then go through the troop organization chart
 - Youth see where they fit in the structure of their specific troop
 - Examples of these organizational charts are found in the Scoutmaster Handbook



1. Introduction to Troop Leadership (Know)

- ◆ The Scoutmaster and the senior patrol leader
 - go over each of the positions in detail
 - introduce the position description cards
- ◆ The senior patrol leader concludes
 - with a description of the National Honor Patrol Award requirements.



Mission Statement

The mission of the Boy Scouts of America is to prepare young people to make ethical and moral choices over their lifetimes by instilling in them the values of the Scout Oath and Law.



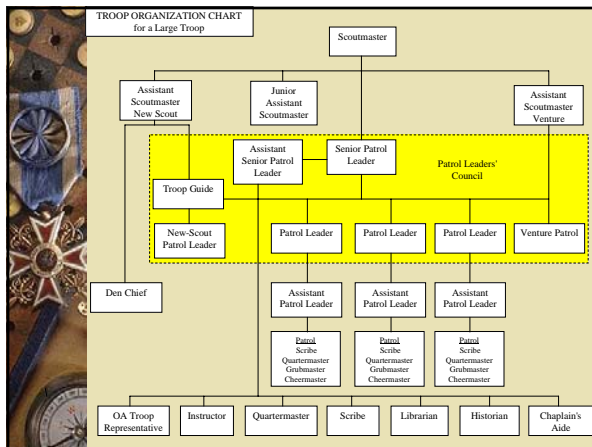
Scouting offers young people a rich and varied arena in which to learn and use leadership skills. Among the challenges encountered by a troop's youth leaders are

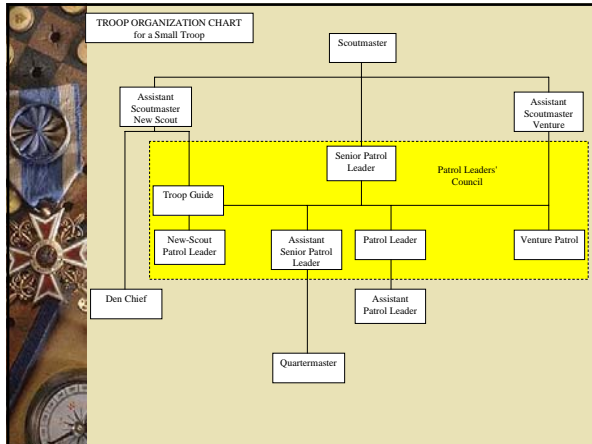
- ✓ Organizing patrols
- ✓ Using duty rosters
- ✓ Planning menus and figuring food costs
- ✓ Encouraging advancement
- ✓ Guiding a patrol's involvement in problem solving
- ✓ Teaching outdoor skills
- ✓ Helping to ensure patrol safety during outings
- ✓ Handling patrol finances
- ✓ Helping other Scouts make the most of their own leadership opportunities



“The patrol method is not a way to operate a Boy Scout troop, it is the only way. Unless the patrol method is in operation, you don't really have a Boy Scout troop.”

—*Robert S. S. Baden-Powell*





SENIOR PATROL LEADER

Position description: The senior patrol leader is elected by the Scouts to represent them as the top youth leader in the troop.

Reports to: The Scoutmaster

Senior patrol leader duties:

- Runs all troop meetings, events, activities, and the annual program planning conference.
- Runs the patrol leaders' council meeting.
- Appoints other troop youth leaders with the advice and counsel of the Scoutmaster.
- Assigns duties and responsibilities to youth leaders.
- Assists the Scoutmaster with youth leadership training.
- Sets a good example.
- Enthusiastically wears the Scout uniform correctly.
- Lives by the Scout Oath and Law.
- Shows Scout spirit.

Position Description Cards

Position Description: Assistant Patrol Leader

- Help the patrol leader plan and lead patrol meetings and activities.
- Help the patrol leader keep patrol members informed.
- Help the patrol leader prepare the patrol to take part in all troop activities.
- Lead the patrol in the patrol leader's absence.
- Show and help develop patrol spirit.
- Represent the patrol at all patrol leaders' council meetings in the patrol leader's absence.
- Work with other troop leaders to make the troop run well.
- Set a good example.
- Wear the Scout uniform correctly.
- Live by the Scout Oath and Law.

Name _____

What does success look like for our patrol? _____

What are my goals to get us there? _____



National Honor Patrol Award

The National Honor Patrol Award is given to patrols whose members make an extra effort to have the best patrol possible. A patrol can earn the award by doing the following over a three-month period:

1. Have a patrol name, flag, and yell. Put the patrol design on equipment, and use the patrol yell. Keep patrol records up-to-date.
2. Hold two patrol meetings every month.
3. Take part in at least one hike, outdoor activity, or other Scouting event.
4. Complete two Good Turns or service projects approved by the patrol leaders' council.
5. Help two patrol members advance one rank.
6. Wear the full uniform correctly at troop activities (at least 75 percent of patrol's membership).
7. Have a representative attend at least three patrol leaders' council meetings.
8. Have eight members in the patrol or experience an increase in patrol membership.



2. How to Fulfill Your Position (Be)

- ◆ Begins to use leadership tools
 - Creating a Vision of Success
 - the Teaching EDGE(TM) model
 - Start, Stop, Continue method of assessing progress
- ◆ The Scoutmaster and senior patrol leader begin by describing their own vision of success
 - Written before the training session to ensure that the two visions are aligned
 - each paints a vivid picture of future success for the troop



2. How to Fulfill Your Position (Be)

- ◆ The Scoutmaster, senior patrol leader, and the troop
 - Work to ensure that all members share in this vision
 - so that they are excited about making it come to life
- ◆ Creating Future Success will encompass
 - **VISION**
 - What success looks like—a picture
 - **GOALS**
 - What needs to be done to reach what the group calls success
 - **PLANNING**
 - How the group will execute its goals



2. How to Fulfill Your Position (Be)

- ◆ The Scoutmaster
 - an assistant Scoutmaster
 - or a youth who has experience with NYLT will
- ◆ Lead the discussion on Teaching EDGE(TM)
 - This is a simple four-step process used for teaching any skill
 - Explain, Demonstrate, Guide, Enable



2. How to Fulfill Your Position (Be)

- ◆ Senior patrol leader or an assistant Scoutmaster will ask the troop how they are doing
 - They will use the process called Start, Stop, Continue:
- ◆ What should we **start** doing that we are not currently doing?
- ◆ What do we **stop** doing that is not working?
- ◆ What should we **continue** doing that is working well and helps us succeed?



2. How to Fulfill Your Position (Be)

- ◆ Scouts are assigned to get to know the team they are responsible for leading
- ◆ During this session
 - the Scoutmaster is getting to know more about his troop leaders
 - should take this assignment to heart as well



Vision Statement

The Boy Scouts of America is the nation's foremost youth program of character development and values-based leadership training.

In the future, Scouting will continue to:

- Offer young people responsible fun and adventure;
- Instill in young people lifetime values and develop in them ethical character as expressed in the Scout Oath and Law;
- Train young people in citizenship, service, and leadership;
- Serve America's communities and families with its quality, values-based program.



HOMWORK

Get to know the Scouts you are responsible for leading.
What do they need?



3. What Is Expected of Me (Do)

- ♦ Scouts are given a card with the responsibilities of his new position
 - The Scoutmaster reviews each of the responsibilities with him
- ♦ Scoutmaster then leads a discussion
 - of how to be an effective leader who helps each member of his team succeed
 - explaining that their role is not to simply tell people what to do but to care about their team and help them succeed
 - This leads into a discussion of servant leadership, or others-first leadership, with the group



3. What Is Expected of Me (Do)

- ♦ The Scouts learn to create a vision of success for the troop as well as to define goals for how to get there
 - They define this vision for themselves for their new leadership position and write it on the leadership position card.
- ♦ The Scoutmaster ends the training
 - with personal coaching of each new leader
 - helping the new leaders set the goals to achieve their vision of success




YOUTH LEADER POSITION	CONDUCTED BY
Senior patrol leader	Scoutmaster
Assistant senior patrol leader	Scoutmaster and senior patrol leader
Patrol leaders (except for new-Scout patrol)	Scoutmaster and senior patrol leader
Assistant patrol leaders	Patrol leaders
Patrol leader—new-Scout patrol (required as rotated)	Assistant Scoutmaster—new-Scout patrol and troop guide
Troop guide	Assistant Scoutmaster—new-Scout patrol
Den chief	Assistant Scoutmaster—new-Scout patrol
Venture patrol leader	Assistant Scoutmaster—Venture patrol
Junior assistant Scoutmaster	Scoutmaster
Instructor	Scoutmaster and assistant senior patrol leader
Librarian	Assistant senior patrol leader
Order of the Arrow troop representative	Assistant senior patrol leader
Troop historian	Assistant senior patrol leader
Quartermaster and scribe	Assistant senior patrol leader and troop committee members responsible for equipment (quartermaster) and records and finance (scribe)
Chaplain aide	Assistant senior patrol leader and chaplain




What will the Scouts learn?

- ♦ Troop leaders will understand what is expected from them in their new leadership position
- ♦ They will better understand the roles of each member of the leadership team
 - at the patrol and troop levels
- ♦ Will learn to work toward a common vision of future success
- ♦ They will learn that putting others first as a leadership style builds a strong and effective team



How can we use this training to support our unit's program in a troop setting?

- ♦ TLT training is the cornerstone of a youth's leadership experience
 - He will learn what is expected of him
 - and how he can contribute to the success of both his patrol and the troop
 - while at the same time
 - strengthening his own abilities to lead effectively
- ♦ It will lead the troop to a true youth-led capability



How can I help the Scout become the best leader he can be?

- ♦ Encourage your Scouts to attend the troop's TLT whenever it is offered
- ♦ As a troop leader, continue coaching and mentoring, using the tools of
 - SSC
 - EDGE™ to hone the Scout's leadership abilities
- ♦ As a parent
 - it is vital that you understand the role your son plays in running an effective youth-led troop
 - as well as his desire to empower the rest of his team so that they may have a shared success

